

Searching for Bib Records In CARL

Searching in CARL-X

Searching CARL is the first step in the OCLC process. Search first by Matcher File, then by Title Browse or Title Word before placing a record on the OCLC export list.

Searching for Bibs Using Searcher

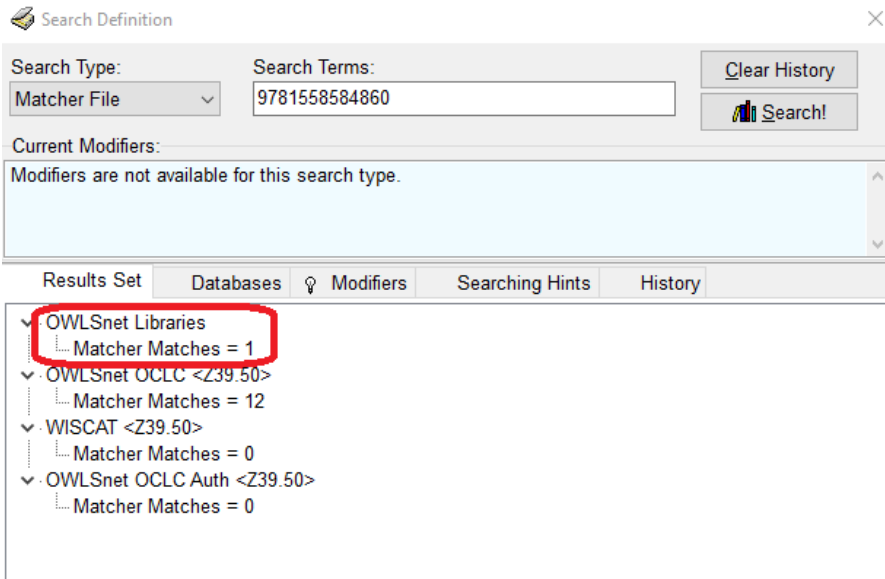
To identify whether a bib record matches the item you have on hand, you will need to use Searcher to see more of the bib record than what displays in the main view.

1. Start in Item Maintenance > Item Information (F6).
2. Click the "Searcher" button.

3. Select "Matcher File" from the Search Type drop-down menu.
 - o For all numbers, including book ISBNs and video UPCs, use "Matcher File" (**not** ISBN).
4. Scan or enter the ISBN/UPC into Search Terms and click "Search" or press <Enter>.

- o You can modify your search by clicking the Modifiers tab along the bottom of the window to limit by branch, format and date.

5. Under OWLSnet Libraries, you will see the number of results. In this case, we have one result. Double click “Matcher Matches = 1” to view the record.



6. Here you will see a list of the results and be able to review the records. The tabs along the bottom show you information about the record.
- Full Record shows more information than the short view on the main screen but doesn't show everything.
 - Items shows you which libraries have items attached to this bib in our system.
 - MARC shows you the complete MARC record.
7. Review the MARC record and compare it to your item in hand. Do the following fields match?
- Author (100) – not always present (with videos, music CDs, etc.)
 - Title (245)
 - Publisher, publication year (260/264)
 - Page/disc numbers, illustrations, size (300)
 - Edition (250) – not always present
 - Summary (520) – not always present
 - Table of Contents (505) – not always present

OWLSnet Libraries: matcher search on '9781558584860'

Select Back Print Record 1 to 1 of 1

Title	Author	Call Number	Date	Format Terms	BID
Rainbow Fish to the rescue! /	Pfister, Marcus		1995	Book	42310

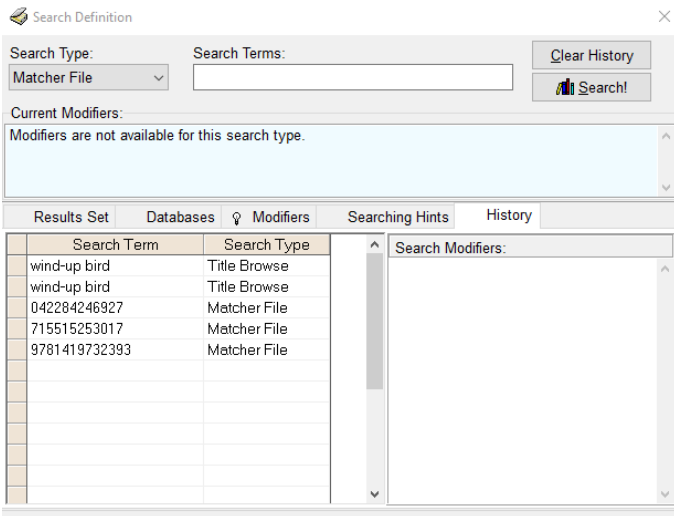
Full Record Items MARC

```
[042] 1 $aCarc
[082] 04 $a[E]I220
[100] 1 $aPfister, Marcus, $eauthor, $eillustrator.
[240] 10 $aRegenbogenfisch hilft einen Fremdling. $lEnglish
[245] 10 $aRainbow Fish to the rescue! / $cMarcus Pfister ; translated by J. Alison James.
[264] 1 $aNew York : $bNorth-South Books, $c[1995]
[264] 4 $c©1995
[300] 1 $a1 volume (unpaged) : $bcolor illustrations ; $c30 cm
[336] 1 $atext $btxt $2rdacontent
[336] 1 $astill image $bsti $2rdacontent
[337] 1 $aunmediated $bn $2rdamedia
[338] 1 $avolume $bnc $2rdacarrier
[500] 1 $a"First published in Switzerland under the title Der Regenbogenfisch hilft einen Fremdling ©1995" -- Title page verso.
[520] 1 $aAlthough his friends want to ignore the new striped fish in their midst, Rainbow Fish must decide whether to help him when a shark attacks.
[526] 0 $aAccelerated Reader AR $bLG $c3.7 $d0.5 $zAccelerated Reader Quiz #16646.
[526] 0 $aReading Counts $bK-2 $c2.6 $d2 $z14212.
[526] 0 $aLexile $c590L.
```

8. If your item matches all the available criterion, click "Select Back" to bring it to the main item view where you can add your item.
9. If you find no results or your item does not match this criterion using "Matcher File," try the following:
 - If your item has more than one standard number (ISBN/UPC), search for both numbers.
 - Many books have a 13-digit ISBN and a 10-digit ISBN. Your scanner will scan the 13-digit ISBN if present (it usually begins with 978-), but if you get no results, try the 10-digit ISBN.
 - Repeat these steps using "Title Browse" or "Title Word" as the Search Type.
 - When using "Title Browse," omit the leading articles "a," "an," and "the."
10. If you find an item that matches your item, +/- 3 pages or +/- 2 cm, but it is missing the ISBN/UPC of your item, Select Back the record, attach your item, and email your ISBN and the BID to cathelp@owlsweb.org.
11. If you still cannot find your item in CARL, search in OCLC.

Viewing Search History in CARL-X

1. Start in Item Maintenance > Item Information (F6).
2. Click the "Searcher" button.
3. Go to the History tab at the bottom half of the window.
4. On the left you will see your search terms and search type. Highlight and double-click an item your wish to review.
5. You can click "Clear History" by the search box to remove the search history.



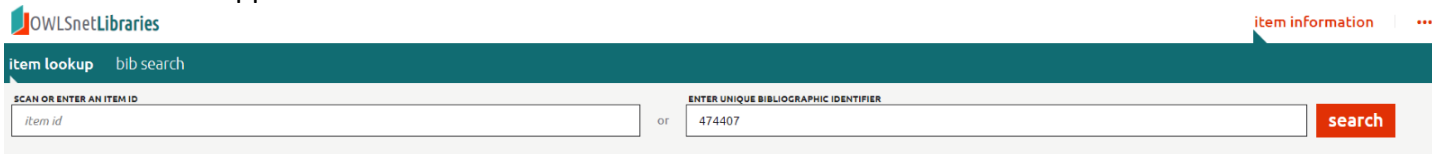
Searching in CARL Connect

Searching for Bibs in CARL Connect

There are multiple ways to search for bibs in CARL Connect, which are highlighted below.

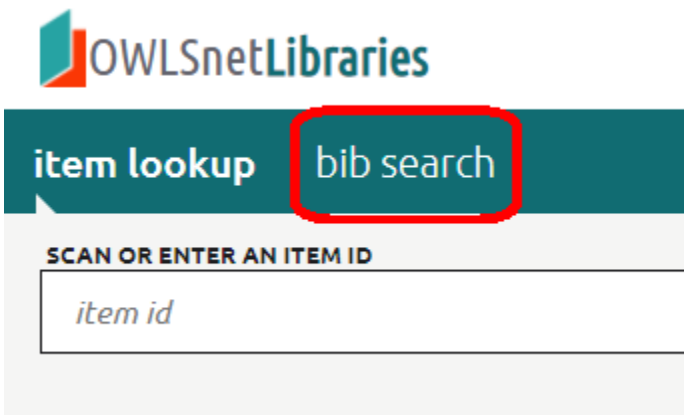
Searching by BID – if you know the unique CARL number for a bib, use this method

1. Log in to CARL Connect and start in Items
2. Enter the BID, or bib number, in the “Enter Unique Bibliographic Identifier” box
3. Click “Search”
4. All items appear below bib information



Search by Bib Title or ISBN/UPC

1. Log in to CARL Connect and start in Items
2. Select the “Bib Search” option next to “Item Lookup”



3. Enter search parameters in the search box (similar to searching the online catalog)
 - a. You can also use the Advanced Boolean Searching below the general search box

infosoup InfoSoup

wind-up bird Search Advanced

Advanced Boolean Searching

Searching all locations (change)

Include any of these all of these

Author contains [] - +

Title contains [] - +

Advanced Search Clear

4. When you find a title you wish to look at, click the title.

The wind-up bird chronicle (1998)

By Murakami, Haruki

Not Available (View All Locations)

Book

☆☆☆☆☆

Place Hold Add To List Select Back

5. View the MARC record by clicking on “MARC Record” on the left side under the cover image.

The Wind-Up Bird Chronicle

Book

Details

All Copies

You Might Also Like


Total Holds: 0

MARC Record

6. Review the MARC record and compare it to your item in hand. Do the following fields match?
 1. ISBN (020) or UPC (024)
 2. Author (100) – not always present (with videos, music CDs, etc.)
 3. Title (245)

4. Publisher, publication year (260/264)
 5. Page/disc numbers, illustrations, size (300)
 6. Edition (250) – not always present
 7. Summary (520) – not always present
 8. Table of Contents (505) – not always present
- 7.
5. Click the “Select Back” button to take the record back to CARL Connect

[← Back to Results](#)



- ▼ Available Now
 - Hortonville Public Library 1
 - Sister Bay - Liberty Grove 1
- ▶ Collection
- ▶ Publication Year
- ▶ Subject
- ▶ Genre

The wind-up bird chronicle


by Murakami, Haruki, 1949-

Summary

The Wind-Up Bird Chronicle is a tour de force—and one of Haruki Murakami's most acclaimed and beloved novels.

In a Tokyo suburb, a young man named Toru Okada searches for his wife's missing cat—and then for his wife as well—in a netherworld beneath the city's placid surface. As these searches intersect, he encounters a bizarre group of allies and antagonists. Gripping, prophetic, and suffused with comedy and menace, this is an astonishingly imaginative detective story, an account of a disintegrating marriage, and an excavation of the buried secrets from Japan's forgotten campaign in Manchuria during World War II.

Book 1 eBook 1



The wind-up bird chronicle
by Murakami, Haruki

2 Available
[View All Locations](#)

Place Hold
Add To List
Select Back

Search for Items in CARL Connect

There are multiple ways to search for items in CARL Connect, which are highlighted below.

Search by Barcode

1. Log in to CARL Connect and select Items
2. Scan the barcode in the box labeled “Scan or Enter an Item ID”
3. Click “Search”
4. The item you searched for will float to the top while other items attached to the bib will display below
5. Click the orange “Expand” options to see the rest of the item record

Search by CARL BID

1. Log in to CARL Connect and select Items
2. Enter the BID, or bib number, in the CARL in the “Enter Unique Bibliographic Identifier” box
3. Click “Search”
4. All items appear below bib information. Find your item and click the orange arrow next to “Item Information”

Search by Bib

Reviewed 10/21/21

1. Log in to CARL Connect and select Items
2. Select the "Bib Search" option next to "Item Lookup:
3. Enter search parameters in the search box (similar to searching the online catalog)
4. Click the "Select Back" button to take the record back to CARL Connect Staff
5. All items appear below the bib information. Find your item and click the orange arrow next to "Item Information"